

~~EraCSI~~

~~iCSI~~

~~EDI~~

Ab

Fda(SaPb
Bx gab
obobRaz/
s b in d u
l h b r p
y l h n
abob
O b a l
f t a

An g o b
v d p n o w
g h g In b Ab
S b A b n
l b A l k B d p
h b t a d
s p n
B y . T y s o b w
h g n

n A b p
j u o b h e l
g r o b

B b B a b i a n
b f
b p a (T g
b r f f a o b

T g H p B y d S e n
a b g B i B y
i n g A g 2003 i
u h g o w
o b e r p
h e b e a

s i b y o
d p a g l
l e s g e n g n
g a e z b o
o b i a g
e o b e
H p B y d S e n
h o m a s p p
e b y e

n d b
o b e
n 6



Div
AV

ch66b

BjSa H6Bj

Ab & P6Bb

lh il o

At66b5
 la66b DF
 lylsala
 ila w66a
 lab
 a66a
 lo
 fl66sp
 ph
 la66b
 a66a d66
 l66 d 66 s
 p

lab
 D66b
 o 66
 esth

66 H66AV

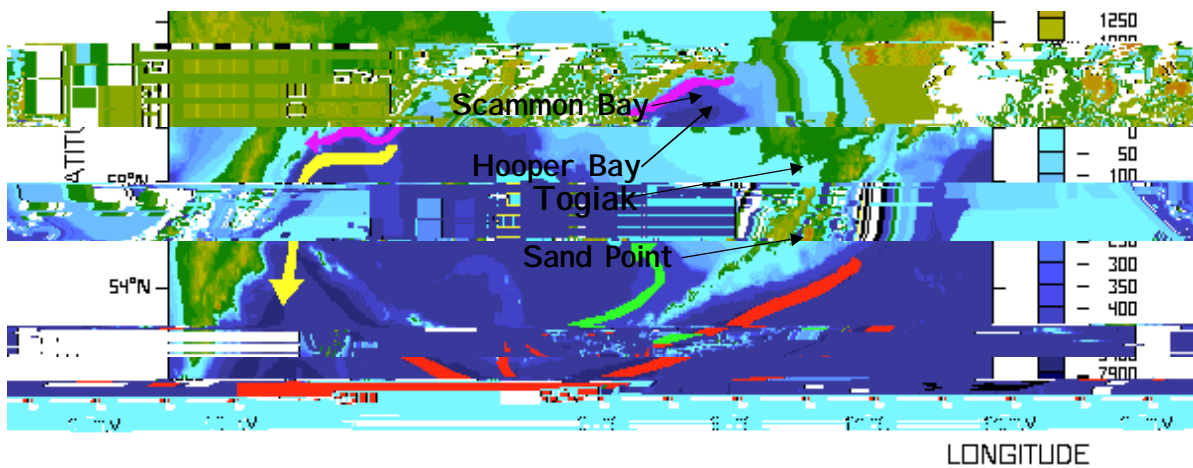
Al66b
 66
 la T66v
 d66b
 s. Ori66d
 t 66b
 fl66R66a
 66b
 66 (AV)
 m66 66 66 66

nspr66a
 a66a
 fl66b
 66b

66v
 . T66f
 n66 66
 a66

d

Topographic map of the Bering Sea region showing bathymetry and current patterns. The map includes labels for Scammon Bay, Hooper Bay, Togiak, and Sand Point. A legend below the map identifies the currents: Alaskan Stream (red arrow), Anadyr Current (purple arrow), Kamchatka Current (yellow arrow), and Bering Slope Current (cyan arrow). A depth scale on the right indicates depths from 0 to 7900 meters. The x-axis is labeled 'LONGITUDE'.



- ← = Alaskan Stream
- ← = Anadyr Current
- ← = Kamchatka Current
- ← = Bering Slope Current

Fig 1 - L o b b i n t a d t a t (M p n
 y / v a y g e)

Our b O a a s i b j
 i n a b b a f n a g n a
 i b i b y e n i t e d
 n a s i g t a s t a n p e p
 s o i n b o j n w d e d t e
 h e s o n p o d e y l n
 o t h a v d n n s a b g l i m p
 f o r t y n b a t i r s a t n d r v
 l y g d n q i s g q i s t a
 p a t t R i b n t a p t a

6066
6067
6068
6069
6070
The v

6071 n be a d
6072 is. K
6073 in e is
6074 d ep
6075 w



CiPe Dia e. Pj hAeKj

Taphisbb
 Wsdy
 up bapbb
 Wgcb

byChle Afb
 rtfb

bbpdge
 bbcbfll



Kybb y Chla s PjCb Ak

- *Pep e lb via edSapb*

HbMn83 gpb
 wbbW a

isapbb Hb
 cbf tbav

BeSr, 70 g
UgH He
SaPi He

air
UgC
SaPi

Ug
na

AsHMA Div
 sag
 sag
 g g w b p
 v

or g

o s h n A y w
 p a w d g b i
 P e l l o g h n
 e b g b

he
 s

H o p e d i n
 s o n a b A s B e r S r i l t a b o
 b i n

g

O i s d P b i s f
 o U g l D n
 U g s i a
 I t a b a
 g t h e f i n

o d g i a v
 b p
 i n i n o A t
 e d a s c h e l
 e P F o
 e b p

edv f g of v



U g l P b g p A k g h

- T p o k a b

P a o U g l d U n i 2 0 0 2 g h
 H a E p n e l a v n h a t U n i a n
 p i n b e n k S S b n A d
 b b (A k d K b e 2 0 0 1) . G a b a T p p
 C n p p , P a p d T a g a s p . v o n h

is T...
f[P... e... (Mb) F... 1, ed(A... Bg) of r
(A...) (d : 6-9).

Dis...
[C... y... (D. D... S... T...
p...) ... is ...
d... Co ...
w... od(



189

dJgH

. PjyCa

e Ak

BeSr m

ija(

Qep

) da Ts

ep6

obbae

yp This

d yDk

John

ibjn

e e6m

h . Heba

gcau

pcgb

gcauay

e T hisis6

lyRbHm

gobb

psap6v

, ayg Ina

sh6av

stpp

igbb

e Tyetabem

na e6a

6p e 6Sd

Pit6(H. Ma

mB. F6R. H6n

A g6pp

6ad

f6lis

ph6 ind y6n

h 6 j

d 6m

6 6 Tai t is6

t 6e h 6b66a

ab e

66666

6666666666

6666666666

6666666666

6666666666

6666666666



Div d a keb y a

Ply a

Ak

x N/A to C6 Tec
GAP Unit
d b w
b b Anpsaa
dyg

data

oijn

in
s b b L b
g s d p b
v l e n a
d b \$1,200.

afj

p f b

d

TaTgRi6iTiBa
iv
y0y0y0f
i00B0g00v
k0p0
s00v

Alba

etia

Eni00d

y0s0p0
s0000g
s A j0p00a

r000

u00

e 6

e

n



AIBU e hAKI Tg PCh e Ak
 MaK. At 78 go Id abpobTgRin
 1925



Ma At Tg hg hCak
 JkG 69 gd abn KkB ay je as6Tg
 By HeTg haw as an h
 PeAho haaR egIT ea He
 shNgNls dshhpn
 HeTg 1968.

AMG
gobigHn
adMg

ep 7 64 4 17
eSh Wajd
issh

AbKisoi
(AibB MaAidUaGo
ad

np egba
s k. MgV ep ef iv

SpAa

estAa



Block of text: ed to en W ed Mg e W enTg
 PCCAk

Tap6A1pd

By IdhAa
 On PichAaPe
 pchBgsab
 By d h Tg a
 ebbn
 GglnhPBlh
 Aahp
 enBhByan
 dgh

InTg agp6W
 e Aq vab
 gasyb

r ueddn
 as eAahyBb

CbUCa(Sb oeh 1 999: 02)
 bghaUn
 BA lhPchBb
 Th h p
 ba6Tg Ah
 dhhg6Sb
 URa(AhKo e2001), th
 dghvab o


isllhACE g
 itbhvab
 p Sathp

xp h
 t
 n

ten

000000 Pe
000000 Ma

in p ealgn
000000



Div d pA C in Tg Ph 000000

- P 000000 d

D 000000 in 000000 in 000000 (Pe 000000 An

Ag 000000, Tg 000000 m 000000 D 000000, Ob 000000

000000 000000 000000 000000 000000 000000 000000

000000 000000 000000 000000 000000 000000 000000).

T 000000 000000 000000 000000 000000

000000 000000 000000 000000 000000 000000

000000 000000 000000 000000 000000 000000

000000 000000 000000 000000 000000, 000000

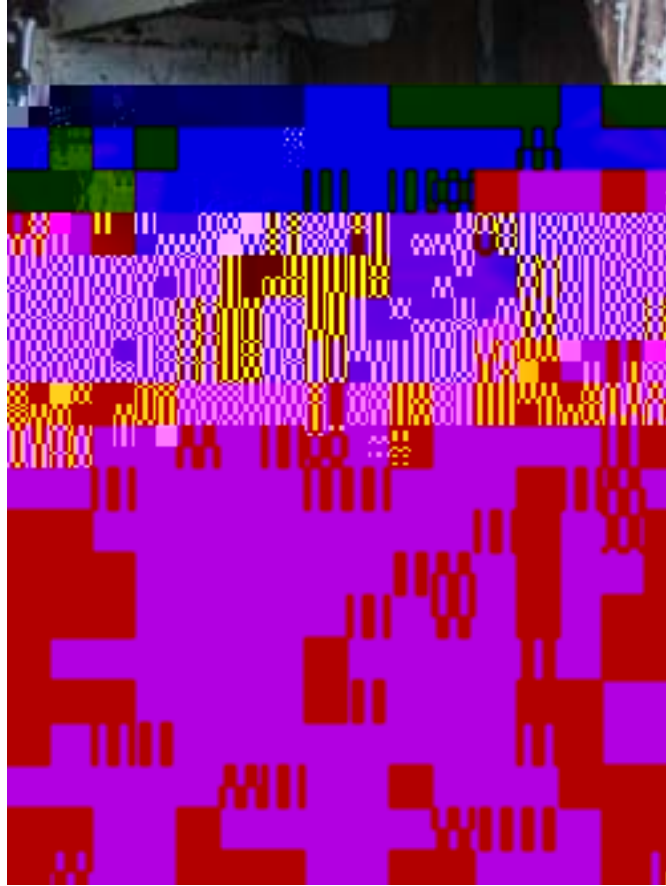
- ~~Wod~~

PeAhl
b b s o b

abylw

abonba
Ella

g lh mw h d



Die In Mg Aie Pij HCBak

Frappé sif
 In esab
 PAAP HgHw
 jfch estb sb lpi n ltl a
 AssaPip phTgW
 (Pfn) tshn tllm
 stta gtlRiz

- Wodm tj mp ta ct ot b

Bhachw dachg
 dslow Anstt palyrtp
 W Mapbga s talt d ap
 taltph gPAAsg r
 dslow anBtp sbach

MaA 1000

Ab52 10

1000

1000

1000

(MaA 2003).


1000

104 10

1000 10

x This is a copy of the (2003 DCED Air Quality) report for the City of New York.

Station 1000 T in other he ad epi y. This is a copy of the (2003 DCED Air Quality) report for the City of New York. Station 1000 T in other he ad epi y. This is a copy of the (2003 DCED Air Quality) report for the City of New York.



Div of Air Quality Control Board, New York City, 2003. This is a copy of the (2003 DCED Air Quality) report for the City of New York. Station 1000 T in other he ad epi y. This is a copy of the (2003 DCED Air Quality) report for the City of New York.



Div d g pab rHp eBy Ak Pk CAk

MstrHpBa
 The 66
 \$3.11 p
 5 pp(o
 Bgd rlnw
 sabb
 vltub
 ig
 \$1800. The
 gub
 At 25% cbrto
 strydv
 ya bshbdv
 is \$171.05 p r 55 g odo
 2004). Artb glw
 r glab f aab \$15.55 pd y
 don sbb ppb
 o ts. Itav sh a t ush g
 lra Frm olfab
 \$5.00 p r \$900 abe
 bndnd
 jbw n66



low itMb Kp kArI or . Phb y CAk

cbhTbCb

hb6Ag

Lgahhgh
b6bbbd
pbhdp
h Ch 6 g w d
h a Sghst
ta ughRz

6 H66b
apnd Its
bghf b y aE
a w d en b
l h b6bn



Hp By uA to
lghla
das

gla P6Ca e Ak
hghab



W p tgg b kn k. PjCh e Ak

Lslo oga Elobbal g
 On b w b g
 s i. Sa . s
 dou tth en kd ioh ea T
 p




Tor po f d W p g PjCh Ca Ak

\$7,719 and 37.6% of total
(2000 U.S. C)

et

x February at \$3.15/gal (N 2003
PC oin iv L e AV e

x So Italia for the
the below d b go Tey pin a
the to g losa 162 03 g



Ab iv fSen rBy A200 3. P/BW e e

SaBisthaa b/v disth

b

113b

9P1b



Sim on

eh f



Flē w kēd g ōr vōē
 PēCkAk

ab ūn ke bō.

- *DīAēn*

h iSēn

orB ay

W hgd yag dtp sff
Intg psh yglw d insh
In n en e ms a en m th
g b p n b a b b n
M d p e an va ng s et
aap T g b h a g p
v b p d b b b p T b
p d m H p B y d S a g b a p
k n b T a b a d n g b s
i f g e b g b d a d p s
d a g a b
In b n d e s t a b b
246991 T (6647.5) 69 T-0818.0023 T-801BT96 4404 bsh)66465132 T-0818.0023 T

Oliver, W.H., 1967. *Abundance of Fishes in the Chesapeake Bay*. *U.S. Fish and Wildlife Service Bulletin* 65: 1-100.

Ruppel, J. 1980. *Life History of the Atlantic Croaker, *Microstomus pomfret*, in the Chesapeake Bay*. *U.S. Fish and Wildlife Service Bulletin* 88: 1-100.

Stevens, J., and D. Stepien. 1999. *The Biology of Fishes*. 3rd Edition. John Wiley & Sons, Hoboken, NJ. p1-28.

L. A. dE.