

INSTRUCTIONS

1. Use this record book for all the things you do in 4-H this year. Use "save as" to save your entries and add to them as needed until your Record Book is completed for the year.
2. Use a separate **PROJECT RECORD** for each of your projects. This section is also printed separately for convenience.
3. There may be added sheets for projects with special planning or recording needs, such as breeding records, milk production, egg record, garden record, etc. Check with the policy in your district.
4. Use your records to look back at the progress you have made during the year. This will be helpful when you write your year-end story and also when you make plans for next year.
5. When you complete your 4-H program for this year, write your 4-H story covering all projects.
6. The record book is your personal work. It should be kept current as the year progresses. Handwriting or typing should be your own. You may add pages if you run out of room for entries.
7. You may want to organize your records with tabs in a binder. Use a tab for each of these sections and organize in this order:
 - < .LULYH[BZ
 - < 7Y[QYKHZWHYH[HI for each project. If a project requires an added sheet, put it at the end of that project section.
 - < :YHU[W[BX
 - < VTLU[IKSHYLZIH[D signatures at the end of the year.
 - < [LIZYZWHYH[LVNULYHS record sheets to put your story, clippings and comment pages last.

Suggestions for your Project Journal

DATE

This is a log of your actions. It should be kept up to date.

WHAT I DID OR MADE

List, in order, things you did or made. Examples are: purchased supplies, cooked dinner, taught my dog to heel.

HOW MUCH/HOW MANY

How much did you buy? How many people did you serve? How many pounds did your animal weigh? If this column doesn't apply to you, leave it blank.

COST

What was the total cost of the items you purchased? If you used feed or other materials given to you by others, estimate the cost. For many things you do, such as teaching your dog to heel, there will be no cost or income.

VALUE/INCOME

Record the amount you received for items sold or premiums won at shows; estimated value of items you made, or items raised and consumed at home.

TIME

Estimate the time you spent on this action related to your project. For some activities you may want to summarize weekly or monthly hours spent.

EXPLANATION/COMMENTS/WHAT YOU LEARNED


What you had; how you feel about what you did or made.

Reprinted **HUB**

The University of Alaska Fairbanks Cooperative Extension Service programs are available to all, without regard to race, color, age, sex, creed, national origin, or disability and in accordance with all applicable federal laws. Provided in furtherance of Cooperative Extension work, acts of May 8 and June 30, 1914, in cooperation with the U.S.

action/equal opportunity employer and educational institution.

©201 University of Alaska Fairbanks. This publication may be photocopied or reprinted in its entirety for noncommercial purposes.

	NAME OF PROJECT _____
	NAME OF MEMBER _____
	YEARS IN THIS PROJECT _____
	YEARS IN 4-H _____

PROJECT COMMITMENT

This is what I want to do and learn: include description of animals you plan to have, items you hope to make, skills you want to learn, etc.

4 L T I L Y » Z : P N U H [\ Y L + H [L

This is what my leader agreed to do to help me learn:

3 L H K L Y » Z : P N U H [\ Y L + H [L

; O P Z P Z ^ O H [T ` W H Y L U [Z N \ H Y K P H U H N Y L L K [V K V [V O L S W T L

7 H Y L U [Z . \ H Y K P H U : P N U H [\ Y L + H [L

PROJECT HIGHLIGHTS

+V [OPZ YLWVY[^OLU `V\Y WYVQLJ[PZ JVTWSL[LK 0[ZOV\SK ZOV^ NY
SIX NEW things learned this year.

What was learned:

Unusual events, successes or problems solved:

To do differently next time:

PROJECT FINANCIAL SUMMARY (Use if applicable to your project)

BEGINNING VALUE:

Materials, supplies, animals and equipment you had on hand at the start of your project year or carried over from previous years.

DATE	ITEM	HOW MUCH/ HOW MANY	VALUE
TOTALS			

Income/Value (project journal)

:HSL VM LX\PWTLU[_____
 :HSL VM HUPTHS VY WYVQLJ[_____
 Value of products used at home _____
 Fair and show premiums _____
 6 [OLY _____
 Total income from project \$ _____

Costs (project journal)

*VZ[VM Z\WWSPLZ _____
 Cost of feed _____
 Cost of new equipment _____
 Veterinary care, medication _____
 6 [OLY _____
 Total cost of project \$ _____

7YV~[Z\I[YHJ[JVZ[Z MYVT PUJVTL" \$ \ZL H JHSJ\ S

Cost of project (if costs are greater

Z\I[YHJ[PUJVTL MYVT JVZ[Z" \ZL H JHSJ\ SH[Y

Total time spent on project (project journal) _____

4-H PICTURES

([[HJO \W [V Ä]L WPJ[\YLZ VM `V\ ^P[O `V\Y / WYVQLJ[WHY[PJPWH[P
recognition, or results of your 4-H work. Number the pictures and add a corresponding caption below for
each photograph.

1.

2.

3.

4.

5.

MY 4-H STORY

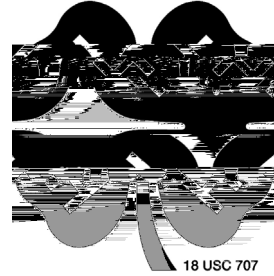
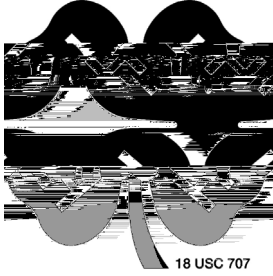
Write your story for the year in narrative form. Write as though you are actually talking to the reader. Include:

- < :VTL [OPUNZ HIV\[`V\YZLSM HUK `V\Y MHTPS`
- < 0UMVYTH[PVU HIV\[LHJO VM `V\Y WYVQLJ[Z I\[KV UV[YLWLH[`V
- < 4VZ[PTWVY[HU[YLJVNUP[PVU `V\ YLJLP]LK Z\JO HZ OVUVYZ H^H
- < @V\Y / JS\I L_WLYPLUJLZ HUK OV^ `V\ ^LYL PU]VS]LK PU `V\Y JV
- < /V^ `V\ OH]L JOHUNLK HZ H YLZ\S[VM `V\Y / L_WLYPLUJL

4-H CLIPPINGS AND CORRESPONDENCE

Include copies of newspaper clippings about your 4-H work and letters received by you through 4-H in the current year. Highlight your name in articles.

COMMENT PAGE



The Motto

To make the best better.

; O L 7 S L K N L

I pledge

my / , (+ to clearer thinking,
my / , (9 ; to greater loyalty,
my / (5 + : to larger service,
my / , (3 ; / to better living,
for my club, my community,
my country, and my world.

; O L : S V N H U

Learn by doing.

